



HOTEL EFFIE  
SANDESTIN

AUTOGRAPH COLLECTION®  
HOTELS

### Where Southern Hospitality Meets Modern Elegance

Nestled inside the gates of Sandestin Golf & Beach Resort, Hotel Effie Sandestin, Autograph Collection, brings a new luxury experience to the popular Northwest Florida meeting and vacation destination. Hotel Effie, adjacent to the Baytowne Conference Center & Village of Baytowne Wharf offers 250 luxurious full-service guest rooms, a variety of dining experiences, and 20,000 sq. ft. of versatile indoor meeting space.



Hotel Effie  
Sandestin

1 Grand Sandestin Boulevard  
Miramar Beach FL 32550

844 267 3737

info@hoteleffie.com  
hoteleffie.com



#### Room amenities:

Mini fridge | Lavazza coffee makers  
Illuminated vanity mirror in bathroom  
Walk-in showers  
Lather Bath Amenities

#### On-site amenities:

Heated rooftop pool  
4 food and beverage outlets  
Full-service Spa | Fitness Center  
Live Music programming | Seasonal events

#### Resort amenities:

Four world-class golf courses  
Reserved beach  
Tennis & Pickleball courts  
Marina with boat and wave runner rentals  
Bicycle rentals | 18-hole putt-putt course  
Watersports activities  
The Village of Baytowne Wharf

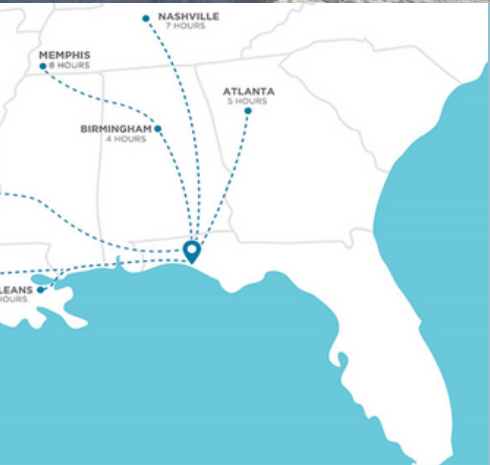
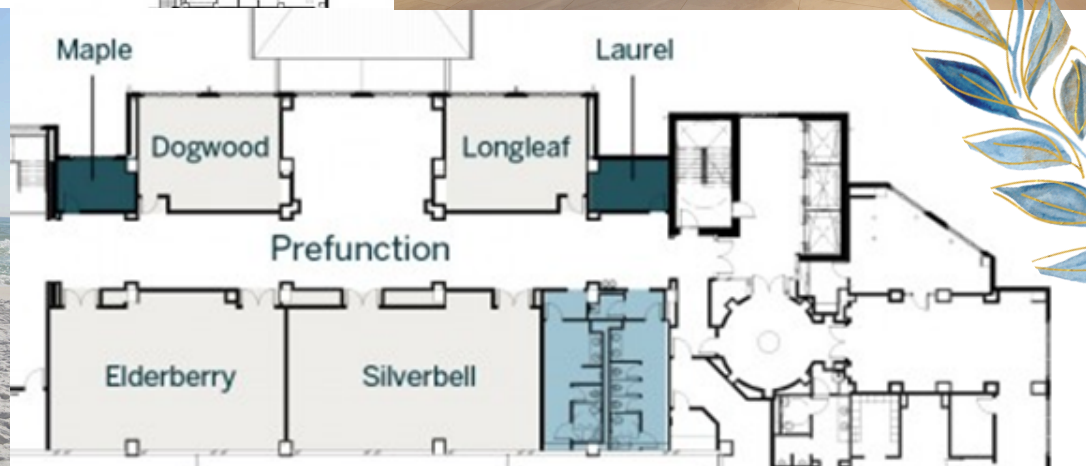
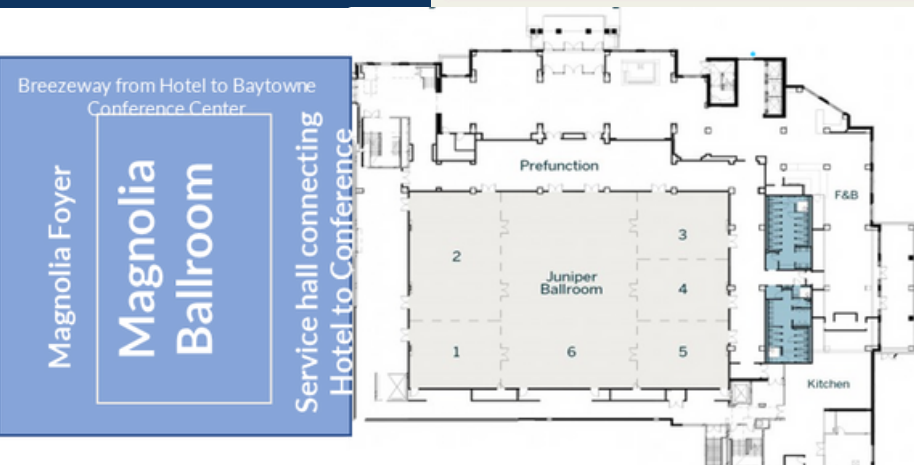


# Quick Facts

- 20,000 square feet of dedicated meeting and event space, including a 13,000 sq ft ballroom
- 30,000 square feet of functional space located at the adjoining Baytowne Conference Center (part of Sandestin Golf and Beach Resort)
- The complex has the capability to host multiple group configurations simultaneously

Room	Dimensions	Square Feet	Ceiling Height	Theatre Style	Classroom	Banquet	Reception	Hollow Square	U-Shaped	8' x 10' Exhibits
<b>Main Level</b>										
Juniper Ballroom	139' x 94'	13,066	20'	1,500	900	900	900	-	-	92
3456	98' x 94'	9,212	20'	1,005	576	600	1,250	126	108	68
126	98' x 94'	9,212	20'	1,005	576	600	1,250	126	108	68
1	39.5' x 32'	1,264	20'	135	84	90	150	42	36	10
2	39.5' x 62'	2,418	20'	270	168	180	300	84	72	20
3	39.5' x 32'	1,264	20'	135	84	90	150	42	36	10
4	39.5' x 32'	1,264	20'	135	84	90	150	42	36	10
5	39.5' x 32'	1,264	20'	135	84	90	150	42	36	10
6	59' x 94'	5,546	20'	600	324	360	800	-	-	38
Prefunction	116' x 14'	1,624	20'	-	-	-	-	-	-	-
<b>Second Level</b>										
Silverbell	27' x 48'	1,296	15'	135	72	90	150	42	36	10
Elderberry	27' x 44'	1,188	15'	135	72	90	150	42	36	10
Dogwood	21.5' x 26.5'	556	15'	40	24	30	60	24	18	-
Longleaf	21.5' x 26.5'	556	15'	40	24	30	60	24	18	-
Laurel	9.5' x 14.5'	137	15'	-	-	-	-	-	-	-
Maple	9.5' x 14.5'	137	15'	-	-	-	-	-	-	-
Prefunction	116' x 14'	1,624	15'	-	-	-	-	-	-	-

(T-Shape | Widest 37')



## Airlift Accessibility

- Northwest Florida Beaches International Airport (ECP) - Panama City Beach, FL
- Destin/Fort Walton Beach, FL (VPS) - Ft. Walton Beach, FL
- Pensacola International Airport (PNS) - Pensacola, FL